

GD Mobile User Guide

Minimum Device Requirements:

- Windows XP : **Chrome9** 、 **Firefox9**
- Mac OS X v10.6.8 : **Safari5.1** 、 **Chrome9**
- Android 5 : **Chrome78** 、 **FireFox68**
- iPhone 6 : **Safari8**

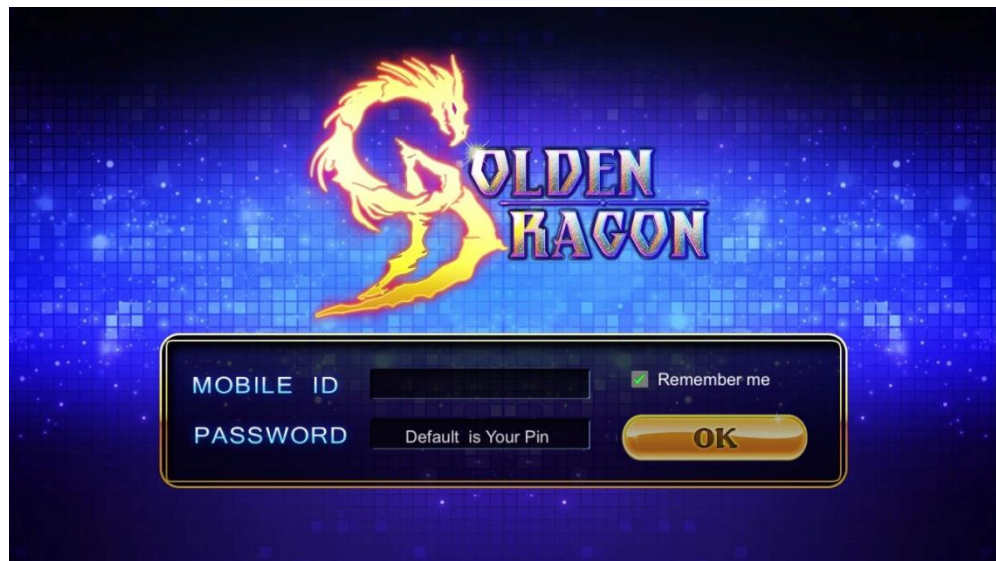
<https://www.PlayGD.mobi/>



● Login Process

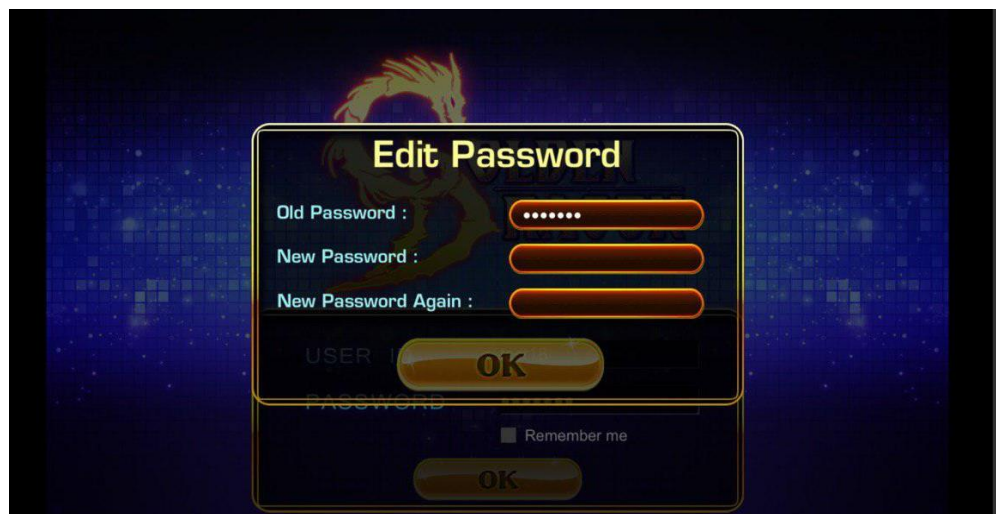
Please make sure your device meets the above requirement.

After scanning the QR code, please open browser and the web page.



When a player login at the first time, the default password is the player's PIN ID.

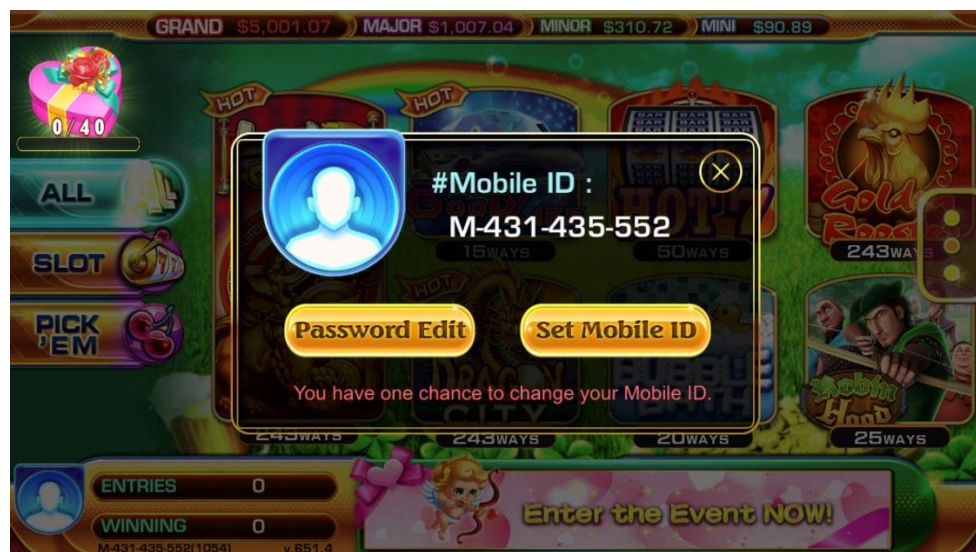
The system will also require the player to set a new password according to their preference after a player login. The new password has to be 4~20 characters combined with alphabet / number.



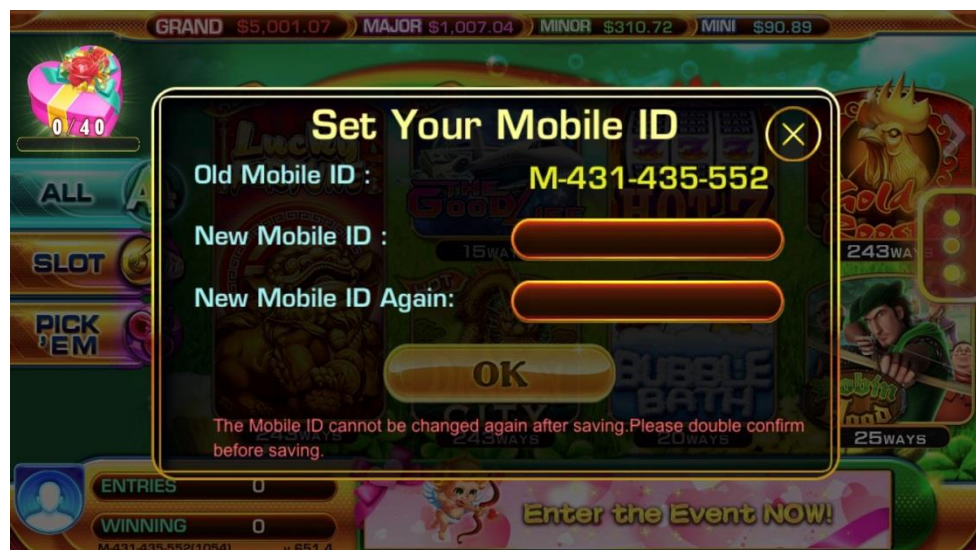
After logging in successfully, you can enter your personal profile (through pop up message or the icon on the bottom of the left corner) to edit your password or Mobile ID.



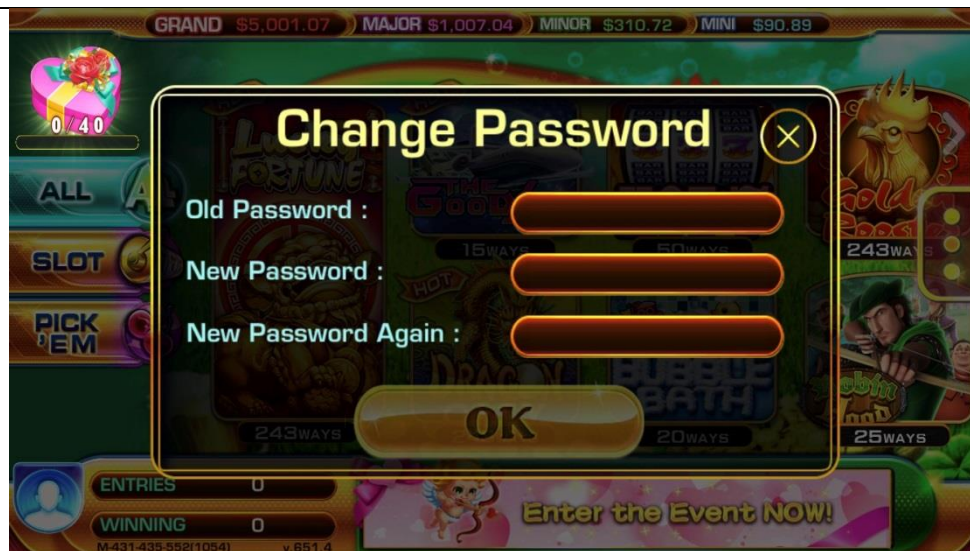
Choose to edit your password or Mobile ID. Your Mobile ID can only be changed once.



<Change Mobile ID>
Insert your new Mobile ID twice and press OK to change your Mobile ID. The new password has to be 4-20 characters combined with alphabet / number, no case-sensitive.



<Change Password>
Players can change
their password at any
time they want.



● How to install on PC

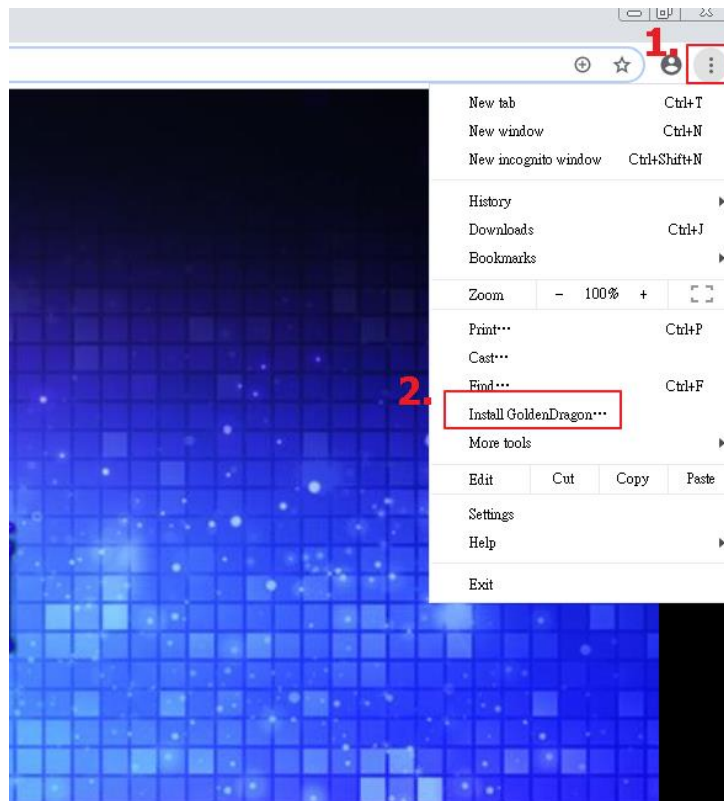
1. Use Google Chrome browser to enter the following website

<https://www.PlayGD.mobi/>

2. Click the icon on the top of right corner

3. Click Install GoldenDragon... to install. **If there is no such an option, please add it to the bookmark.**

4. Go back to the desktop to see the icon.



● How to install on Android

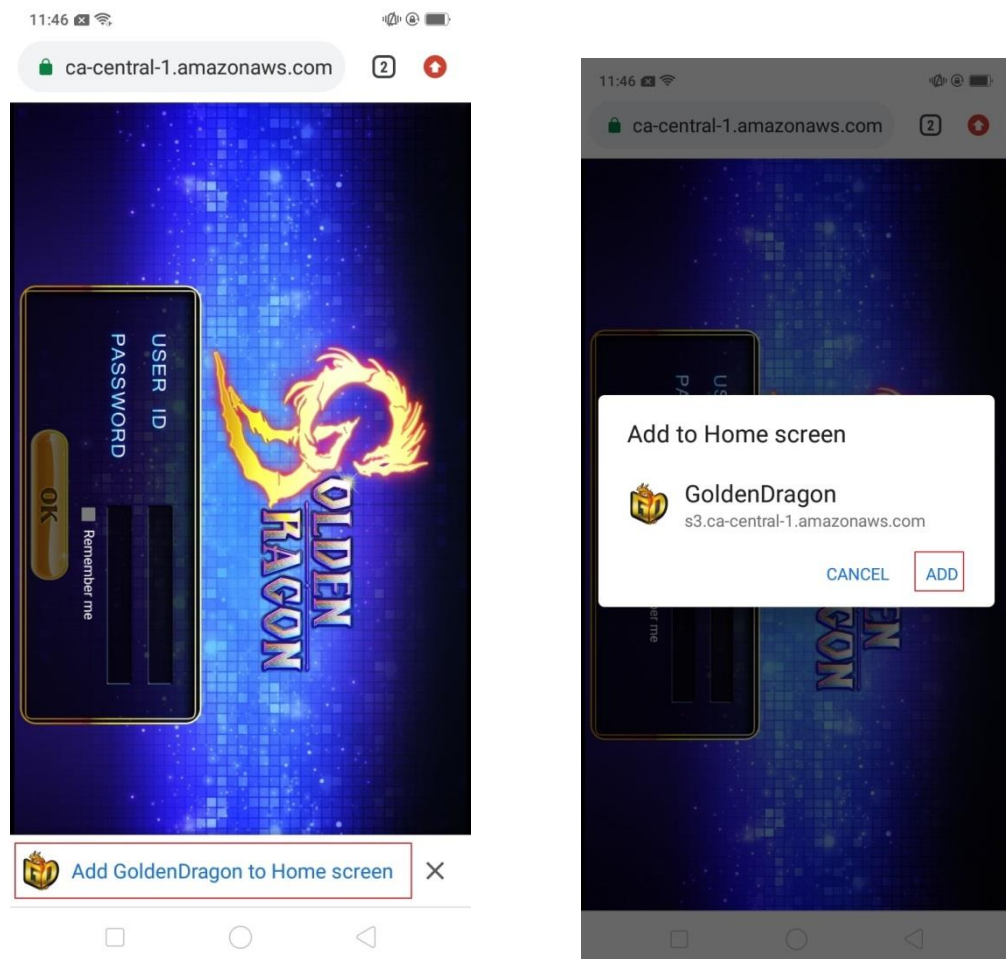
1. Use Google Chrome browser to enter the following website



<https://www.PlayGD.mobi/>

2. It shows the message "Add GlidenDragon to Home screen" at the bottom. If there is no such an option, please add it to the bookmark.

3. Click Add, and then you will see the icon on the desktop.



● How to install on iOS

1. Use Safari browser to enter the following website
<https://www.PlayGD.mobi/>



2. Press the icon displayed at the bottom

3. Press Add to Home Screen. If there is no such an option, please add it to the bookmark.

4. Press Add, and then you will see the icon on the desktop.

